





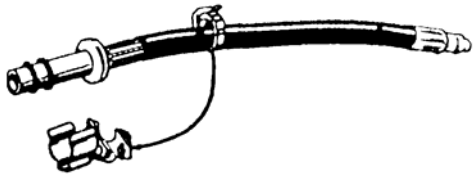









Appendix B - System Accessories

Diesel Light Truck Kit (200-3117)

The most commonly used application is listed however, other applications may apply.

PART & NO.	QTY	APPLICATION
 <p>060-3100 080-3402 (O-Ring)</p>	1	PRESSURE LINE - MALE. G.M. M16 x 1.5
 <p>060-3105</p>	1	PRESSURE LINE - FEMALE. G.M. M16 x 1.5
 <p>060-3300 080-3302 (O-Ring)</p>	1	RETURN LINE - MALE. G.M. M14 x 1.5
 <p>060-3305</p>	1	RETURN LINE - FEMALE. G.M. M14 x 1.5
 <p>060-3500 080-3402 (O-Ring) 080-3501 (Clip)</p>	1	3/8" MALE SPRING LOCK WITH CLIP (GREY). RETURN LINE. FORD POWERSTROKE
 <p>060-3505</p>	1	3/8" FEMALE SPRING LOCK. RETURN LINE. FORD POWERSTROKE

PART & NO.	QTY	APPLICATION
 <p>060-3600 080-3602 (O-Ring) 080-3601 (Clip)</p>	1	<p>1/2" MALE SPRING LOCK WITH CLIP (BLACK).</p> <p>PRESSURE LINE. FORD POWERSTROKE</p>
 <p>060-3605</p>	1	<p>1/2" FEMALE SPRING LOCK</p> <p>PRESSURE LINE. FORD POWERSTROKE</p>
 <p>060-3900</p>	2	<p>5/16" QUICK DISCONNECT</p> <p>FORD POWERSTROKE</p>
 <p>060-4200</p>	2	<p>5/16" MALE DODGE CUMMINS FORD POWERSTROKE</p>
 <p>060-4300</p>	2	<p>3/8" DODGE CUMMINS</p>
 <p>060-3901</p>	2	<p>3/8" FEMALE DODGE CUMMINS</p>
 <p>062-2040</p>	1	<p>1/2" Male Tube with Locking Quick Connect Chrysler V-10 Diesel Use with 061-1550</p>

 <p>061-1550</p>	1	1/2" Open End Hose Chrysler V-10 Diesel Use with 062-2040
---	---	---